

NEW BONE NEW LIFE

Keywords



S1 (Bovine Bone)



Bovine Bone Mineral

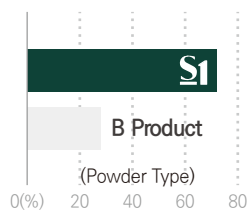
- 1 Excellent adhesion and fixation
- 1 Rigid Space Maintenance
- 1 Excellent osteoconduction



S1 (Bovine Bone)

- 1 Easy to manipulate
- 1 Various indications

1 High porosity



Porosimeter Test

- Percentage of porosity is more than 70%
- High porosity allows rapid penetration of growth factors

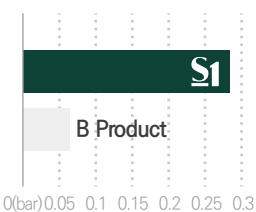
1 Improved Hydrophilicity



Hydrophilicity Test

- Porous structure makes blood circulation easily

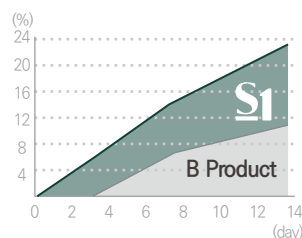
1 Excellent shape maintenance



Pressure Test

- Perfect shape maintenance against high pressure from outside compared to other bone

1 Bone formation rate



Mass Increase Test

- High attachment rate of ions to S1
- 21% increase in mass after 14days due to high adhesive rate of ions

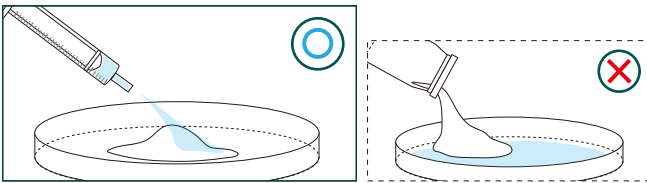
Quick Guide

✓ Please apply the liquid as indicated

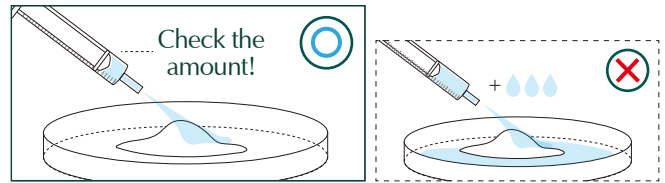
✓ Each package is for one-time use only

✓ Do not mix with other bonegraft

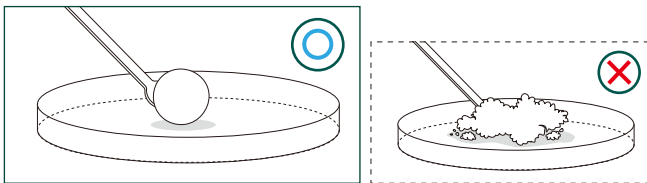
✓ Mix with solutions well enough



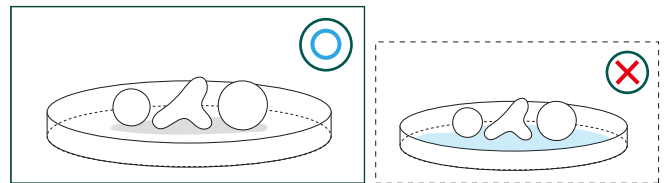
1 Place S1 in the tray and hydrate the materials with saline



1 Please use the recommended amount of saline only.



1 Knead the dough enough for at least 30 seconds by using hands or tools to form a lumpy shape before using S1.



1 Do not soak in saline after shaping for a surgery

Recommended Amount of Saline

TYPE	PARTICLE SIZE	WEIGHT	SOLUTION AMOUNT
Powder	0.2~1.0 mm	0.15 g	0.2 cc
		0.25 g	0.35 cc
		0.5 g	0.7 cc
		1.0 g	1.4 cc
		2.0 g	2.8 cc

TYPE	PARTICLE SIZE	WEIGHT	SOLUTION AMOUNT
Chip	1.0~2.0 mm	0.25 g	0.45 cc
		0.5 g	0.9 cc
		1.0 g	1.8 cc
		2.0 g	3.6 cc

* Ordermade : Medium Type (0.5~1.4 mm)